

# Pro-Cut<sup>®</sup> 25



The Pro-Cut 25 is one handy cutting tool to have around. Ideal for hobby, farm, HVAC, autobody shop or sheet metal fabrication, this professional-grade plasma cutting system lists a host of features that will make your metal cutting jobs safe, fast and easy! Weighing in at only 29.5 lbs. (13.4 kg), it generates 25 amps of cutting power capable of cutting electrically conductive materials up to 3/8" (9.5 mm) thick. Patented Vortech™ technology torch consumables are built to deliver efficient performance and long life. Parts-in-Place™ torch safety features prevent the torch from operating when sensing parts are not in the proper position. Auto-reconnect feature properly sets up the machine when you plug into 115 volt or 230 volt input power.

## Processes

Air Plasma Cutting    Gouging

## Advantage Lincoln

- 25 amps of cutting power from only a 29.5 lb. (13.4 kg) package (without cables) for competitive performance on materials up to 3/8" (9.5 mm) thick.
- Patented PCT 20 torch with VORTECH™ technology consumables for unmatched cutting speed, precision and long life.
- 60% duty cycle at maximum output assures generous high end capacity when connected to 230V.
- Automatic re-connection between 115V and 230V for easy power connection and flexibility.
- Can be powered by most Lincoln engine driven welders for ultimate portability.
- Back-lit LED system for status indicators. Eliminates guesswork yet conveys all the information necessary to monitor power source readiness.
- Parts-in-Place safety indicator and lockout circuit to safely protect both the operator and the system.
- Two-year warranty on parts and labor (1 year warranty on plasma torch).

## Description

Output   Input  

## Base Unit Includes

- PCT 20 Hand Torch, 15 ft. (4.5 m)
- Work lead and clamp
- Spare consumables
- Built-in air pressure regulator with gauge
- Input Cord with 115V, 15 amp plug (NEMA 5-15P)
- 115V, 20 amp plug included

## Recommended General Options

Combination Circle Cutting Kit, Suction Pivot, Replacement Bushing

## Order

K1756-1 Pro-Cut 25 115/230/1/50/60

## TECHNICAL SPECIFICATIONS

Product Name	Product Number	Input Power	Rated Output Current Duty Cycle	Input Current @ Rated Output	Pilot Current	Output Range	Air Pressure Required	Air Flow Rate	Dimensions H x W x D in. (mm)	Net Weight without Torch lbs (kg)
Pro-Cut 25	K1756-1	115/1/50/60	25A/35% <sup>(1)</sup> 20A/60%	37.7A 26.7A	12A	12-25A	65 PSI	240 CFH	10.2 x 6.3 x 16.1 (260 x 160 x 410)	29.5 (13.4)
		230/1/50/60	25A/60% 20A/100%	19A 15A						

<sup>(1)</sup> Full output current requires use of 30 amp branch circuit and plug.

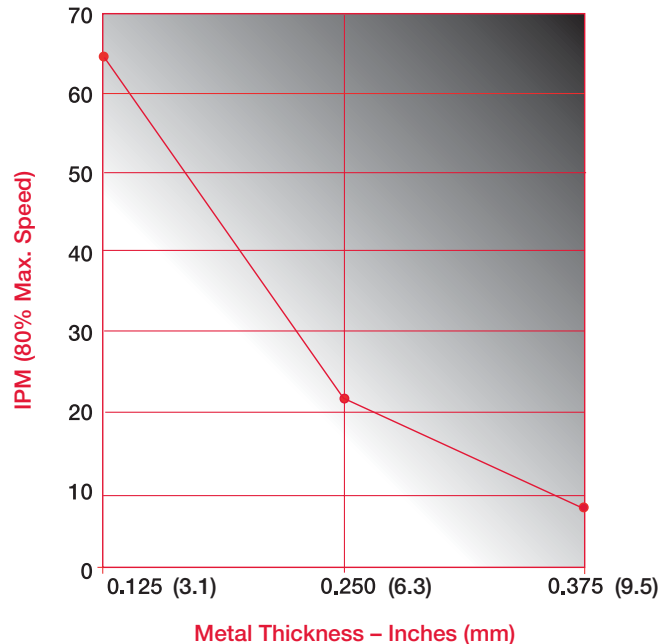
## A CLOSER LOOK

### PERFORMANCE

#### CUTTING CAPACITY - MILD STEEL

Material Thickness	Recommended Travel Speed	Recommended Input Circuit
Up to 1/4 in. (6.4mm)	22 ipm (.55m/min.)	20 Amp Circuit
Up to 3/8 in. (9.5mm)	9 ipm (.22m/min.)	30 Amp Circuit

#### CUT CAPACITY DATA @ 25 AMPS – MILD STEEL

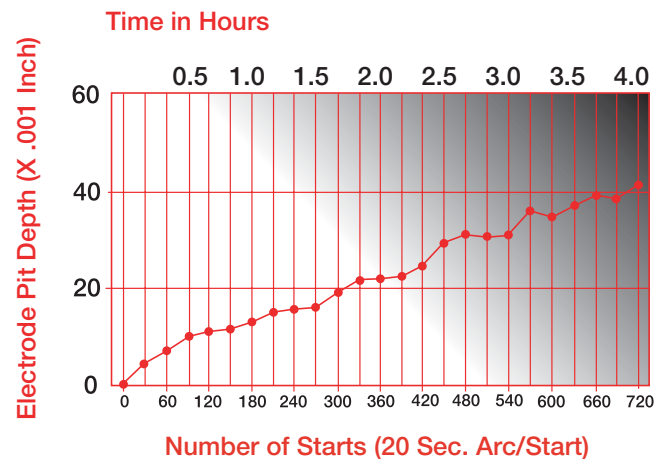


#### EXPENDABLE PARTS

Ordering Information	Description
K1615-1	15 ft. PCT 20 Hand Torch <sup>(1)</sup>
KP2063-1B1	Electrode
KP2062-1B1	VORTECH™ Nozzle (.028)
KP2064-1	Shield Cup

<sup>(1)</sup> Supplied with Pro-Cut 25 plasma cutter.

#### ELECTRODE LIFE TEST DATA<sup>(1)</sup>



<sup>(1)</sup> Electrode erosion of .060" is typically end of electrode life.

### FEATURES

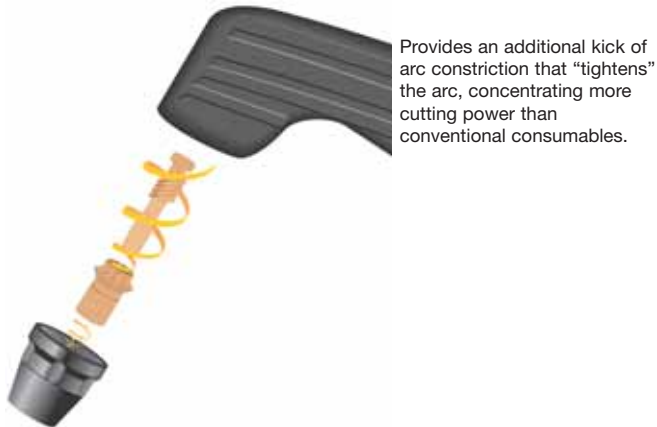
- One control dial with current indicator for easy operation and setup.
- Air pressure regulator and pressure gauge are standard.

### QUALITY AND RELIABILITY

- Line voltage compensation.
- Thermostatically protected against overheating.
- Automatic over-voltage protection shuts down vital components if the input voltage rises above preset levels.
- PCT 20 torch shares common internal components with the larger 80 amp torch model for the ultimate in torch reliability.
- Manufactured under a quality system certified to ISO 9001 requirements and ISO 14001 environmental standards.
- Two-year warranty on parts and labor (1 year warranty on plasma torch).

**RECOMMENDED OPTIONS**

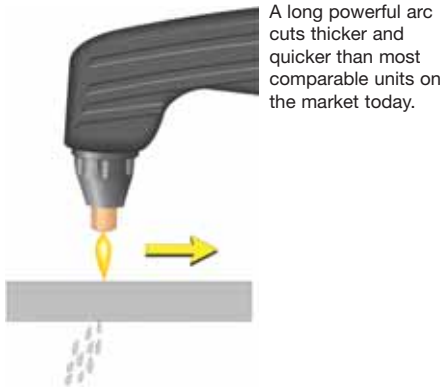
**VORTECH® Technology consumables produce a tighter plasma arc by concentrating the swirl.**



Provides an additional kick of arc constriction that "tightens" the arc, concentrating more cutting power than conventional consumables.



Extra swirl built into the bottom of the nozzle.



A long powerful arc cuts thicker and quicker than most comparable units on the market today.



Patented torch technology with air controls in the torch handle allows for faster arc ignition.



**Winner's Don't Compromise!**

*Take the Pro-Cut® 25 anywhere. Auto-sensing 115 or 230 volt input power systems make it easy to set up and get to work.*

**RECOMMENDED OPTIONS**

**GENERAL OPTIONS**



**Combination Circle Cutting Kit**  
 For cutting circles from 2" to 40" (50.8 to 1016mm) in diameter. Works with all PCT 20 and PCT 80 torches.  
**Order K1625-1**



**Replacement Bushing**  
 Replacement bushing for Circle Cutting Kit.  
**Order K1626-1**



**Suction Pivot**  
 For use with non-magnetic metals.  
**Order K1628-1**

**PRO-CUT 25 ORDER FORM**

PRODUCT DESCRIPTION	ORDER NUMBER	QUANTITY	PRICE
<b>PRO-CUT 25 w/15 ft. (4.5 m) Hand Torch</b>	<b>K1756-1</b>		
<b>RECOMMENDED GENERAL OPTIONS</b>			
Combination Circle Cutting Kit	K1625-1		
Suction Pivot	K1628-1		
Replacement Bushing	K1626-1		
	TOTAL:		

**CUSTOMER ASSISTANCE POLICY**

The business of The Lincoln Electric Company is manufacturing and selling high quality welding equipment, consumables, and cutting equipment. Our challenge is to meet the needs of our customers and to exceed their expectations. On occasion, purchasers may ask Lincoln Electric for advice or information about their use of our products. We respond to our customers based on the best information in our possession at that time. Lincoln Electric is not in a position to warrant or guarantee such advice, and assumes no liability, with respect to such information or advice. We expressly disclaim any warranty of any kind, including any warranty of fitness for any customer's particular purpose, with respect to such information or advice. As a matter of practical consideration, we also cannot assume any responsibility for updating or correcting any such information or advice once it has been given, nor does the provision of information or advice create, expand or alter any warranty with respect to the sale of our products.

Lincoln Electric is a responsive manufacturer, but the selection and use of specific products sold by Lincoln Electric is solely within the control of, and remains the sole responsibility of the customer. Many variables beyond the control of Lincoln Electric affect the results obtained in applying these types of fabrication methods and service requirements.

Subject to Change – This information is accurate to the best of our knowledge at the time of printing. Please refer to [www.lincolnelectric.com](http://www.lincolnelectric.com) for any updated information.